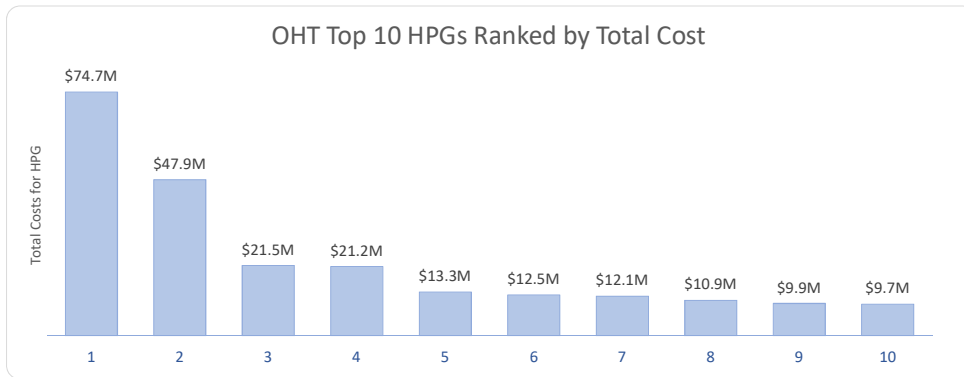


**Population Costing Profile for For: 57. North Toronto Health Collaboration**

OHT 2017 Population: **178,053**  
 Total Expenses: **\$642M**

**Most Costly Population Groups**



**OHT Top 10 HPG Ranked by Total Cost**

Top #	Top HPG	HPG Population	HPG Total Cost	OHT Cost/User
		A	B	C=B/A
1	S001	1,203	\$74.7M	\$62,133
2	Q007	1,576	\$47.9M	\$30,408
3	E004C	729	\$21.5M	\$29,527
4	R002	763	\$21.2M	\$27,809
5	I002C	267	\$13.3M	\$49,995
6	D001A	134	\$12.5M	\$93,192
7	E031C	2,479	\$12.1M	\$4,898
8	D002A	153	\$10.9M	\$71,057
9	J003C	374	\$9.9M	\$26,504
10	E014C	964	\$9.7M	\$10,023

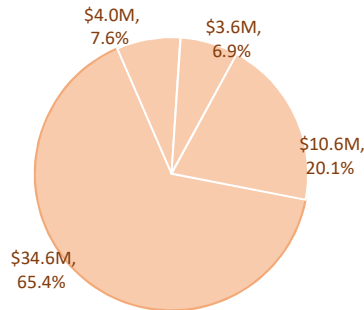
**Legend for Top 10 HPGs' Description**

- 1 Palliative State (Acute)
- 2 Dementia (incl. Alzheimer's) w sig comorbidities
- 3 Heart failure with CAD/Arrhythmia w sig comorbidities
- 4 Metastatic Cancer w sig comorbidities
- 5 Skin Ulcer (incl. Decubitus) w sig comorbidities
- 6 Respiratory Failure with Heart Failure
- 7 CAD/Arrhythmia w/o heart failure w sig comorbidities
- 8 Respiratory Failure w/o heart failure
- 9 Diabetes/hypoglycemia with PVD/Oth Chronic Vasc Dx w sig comorbidities
- 10 PVD/Oth Chronic Vascular Dx (w/o Diabetes/Hypoglycemia) w sig comorbidities

**Top 3 HPGs (Ranked by Total Cost) - Where did they receive Hospital Services?**

**The 1st Most Costly HPG**

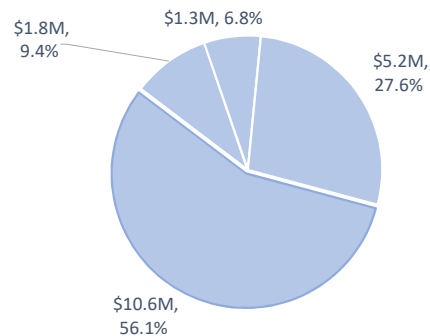
s001 Palliative State (Acute)



**65%** by : 57. North Toronto Health Collaboration (Moderate, TC)  
**8%** by : 52. UHN (Very Large, TC)  
**7%** by : 15. Mount Sinai (Very small, TC)  
**20%** By other networks

**The 2nd Most Costly HPG**

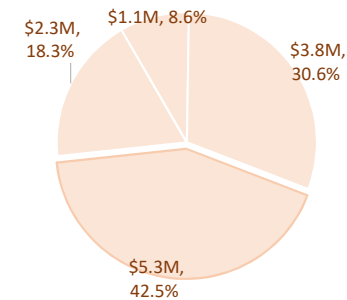
q007 Dementia (incl. Alzheimer's) w sig comorbidities



**56%** by : 57. North Toronto Health Collaboration (Moderate, TC)  
**9%** by : 12. North York Central Health System (Very Large, Cen)  
**7%** by : 52. UHN (Very Large, TC)  
**28%** By other networks

**The 3rd Most Costly HPG**

e004c Heart failure with CAD/Arrhythmia w sig comorbidities



**42%** by : 57. North Toronto Health Collaboration (Moderate, TC)  
**18%** by : 52. UHN (Very Large, TC)  
**9%** by : 13. North Toronto (Very Large, Cen)  
**31%** By other networks